


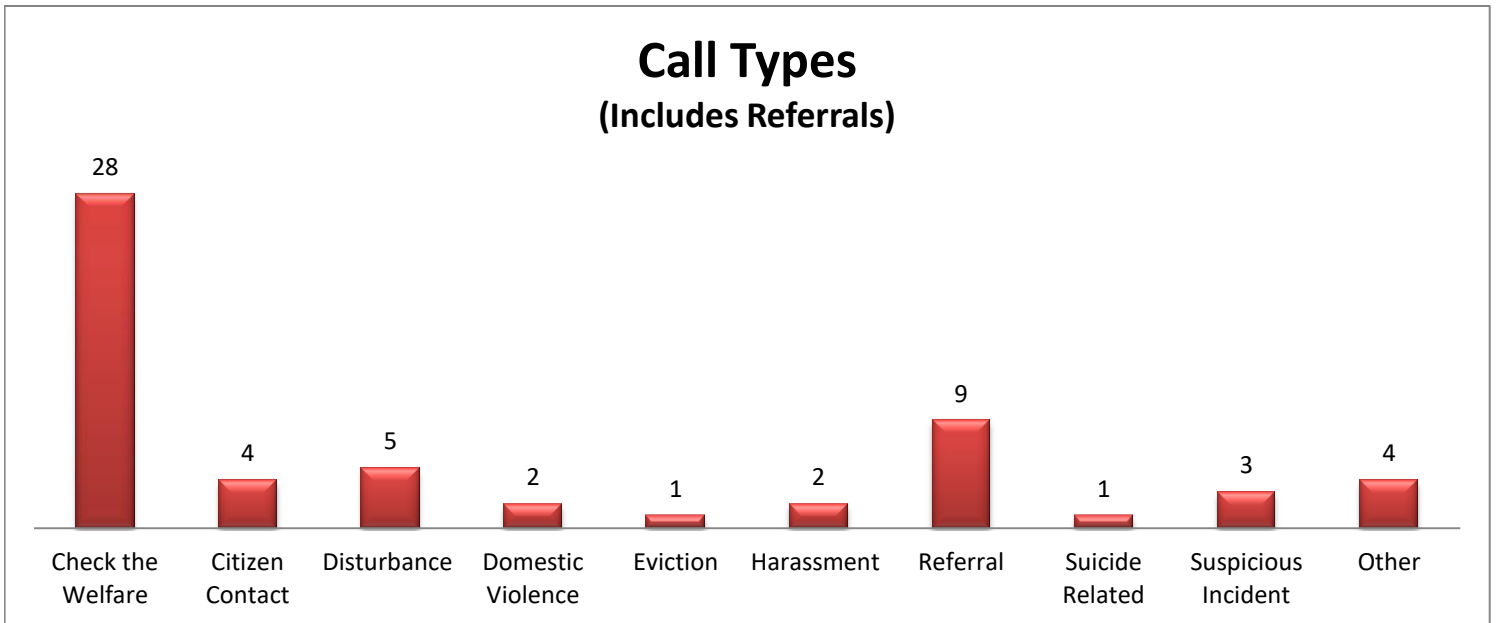
# El Paso County Sheriff's Office: BHCON Co-Responder Unit

## August 2019

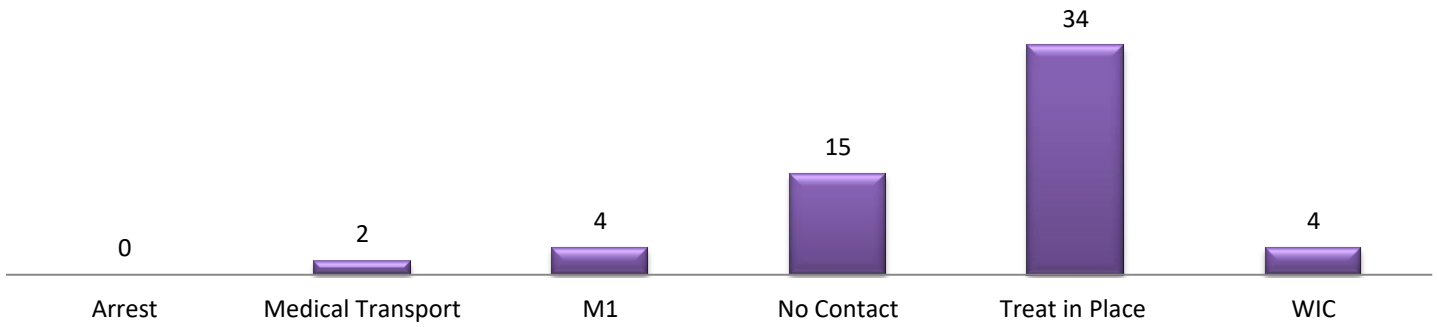
### Call, Referral & Follow Up Data : 84 Incidents with 59 Contacts

Total Calls	50	Total Follow Up Attempts	25
Total Client Contacts from Calls	39	Total Client Contacts from Follow Ups	15
Total Referrals	9	Total Clients Treated	47
Total Client Contacts from Referrals	5	Total New Clients Treated	37

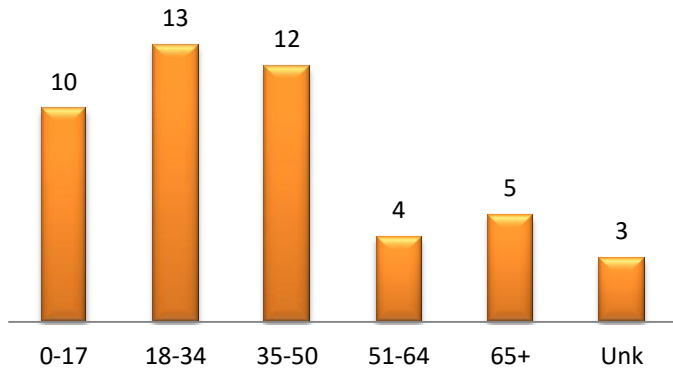
Average Time to Arrive to Call	16 min	Calls Resulting in New Charges	0
Average Time on Scene of Call	39 min		
Average Miles Driven to Call	13	Total Cover Cars Released to Service	24
Total Miles Driven to all Incidents	658	Total EMS/Fire Released to Service	6



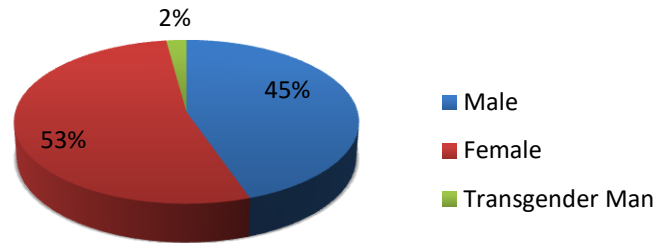
## Call Dispositions (Includes Referrals)



## Age (Ave. age 36)

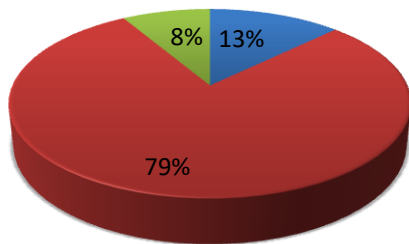


## Gender

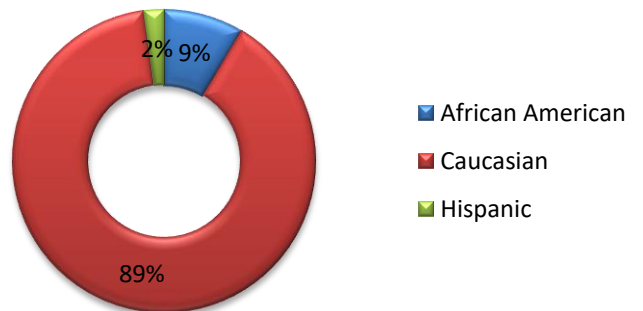


## Military

■ Yes ■ No ■ Unk



## Chart Title



**Disclaimer:** The data source utilized is an Excel Spreadsheet in which the BHCON team members input data. All data is current as of 08/07/19. Any data entry that occurs after this date is not included in the above statistics. Demographic information is collected per Colorado State of Colorado Office of Behavioral Health Co-Responder Program Evaluation requirements. Demographics include the total number of unduplicated individuals contacted by the co-responder team for the current month of reporting. Demographics of individuals contacted are only counted once for the current month, however may be included in demographics of subsequent months if contacted again.



**COLORADO**  
Office of Behavioral Health  
Department of Human Services

